

Explosion Proof Audible Signal - 115 dB (A) Series YA90



www.stahl.de



13912E00

- > Max sound output 115 dB (A) / 1 m
- > 2 stage alarm, independently selectable 2nd stage
- > IP66 rated as standard
- > 32 selectable tones meeting international regulations
- > Light weight glass reinforced polyester (GRP) Ex enclosure
- > Sound selection via 5 way DIL switch
- > Adjustable stainless steel ratchet bracket providing positive setting
- > Enclosure finished in red high performance paint with ABS flare
- > Monitoring facility (DC voltages only)
- > Dual 20 mm gland entries as standard



H2

Yodalex range
Directional audible signal designed for use in hazardous or harsh environments.

		ATEX / IECEx / GOST							NEC 505 Class I			NEC 506					NEC 500							
Zone		0	1	2	20	21	22	Zone		0	1	2	20	21	22	Division		1	2	1	2	1	2	
For use in			x	x		x	x	For use in			x	x		x	x	For use in			x		x	x	x	x

Explosion Protection

Marking

IECEX		
Gas explosion protection	YA90/B versions:	Ex d IIB (Ta - 60 ... + 60 °C)
	YA90/C versions:	Ex d IIC (Ta - 60 ... + 60 °C)
Dust explosion protection		Ex tD A21 IP66 (Ta - 60 ... + 60 °C)
Europe (ATEX)		
Gas explosion protection	YA90/B versions:	⊕ II G Ex d IIB (Ta - 60 ... + 60 °C)
	YA90/C versions:	⊕ II G Ex d IIC (Ta - 60 ... + 60 °C)
Dust explosion protection		⊕ II D Ex tD A21 IP66 (Ta - 60 ... + 60 °C)

Certificates

IECEX	YA90/B versions:	IECEX BAS 08.0062X
	YA90/C versions:	IECEX BAS 08.0061X
Europe (ATEX)	YA90/B versions:	Baseefa08ATEX0191X
	YA90/C versions:	Baseefa08ATEX0189X
Other approvals		Brazil (INMETRO), Canada (ULC), China (CQST Ex), Russia (GOST-R), USA (UL)

WebCode YA90A

Explosion Proof Audible Signal - 115 dB (A)

Series YA90



Selection Table

Version	Group	Rated operational voltage	Order number	Art. no.	Weight
YA90 Sounder, ATEX certification, standard devices	IIC	24 V DC	YA90 / C / D / EU	205209	4.500
		115 V AC	YA90 / C / L / EU	206770	4.500
		230 V AC	YA90 / C / N / EU	205214	4.500
YA90 Sounder, UL certification, standard devices	IIC	24 V DC	YA90 / C / D / UL	205365	4.500
		115 V AC	YA90 / C / L / UL	205366	4.500
		230 V AC	YA90 / C / N / UL	212397	4.500
YA90 Sounder, IECEx certification, standard devices	IIC	24 V DC	YA90 / C / D / IN	205212	4.500
		115 V AC	YA90 / C / L / IN	208871	4.500
		230 V AC	YA90 / C / N / IN	212398	4.500
YA90 Sounder, GOST R certification, standard devices	IIC	24 V DC	YA90 / C / D / RU	206661	4.500
		115 V AC	YA90 / C / L / RU	212399	4.500
		230 V AC	YA90 / C / N / RU	205217	4.500

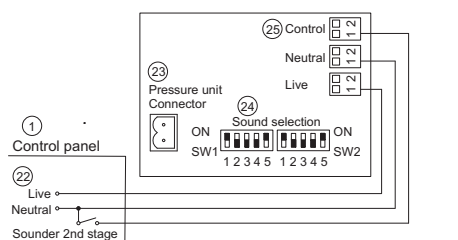
Note Variations in gas group, voltage and certification are available
Tag labels can be added, please contact your local sales office for more details

Technical Data

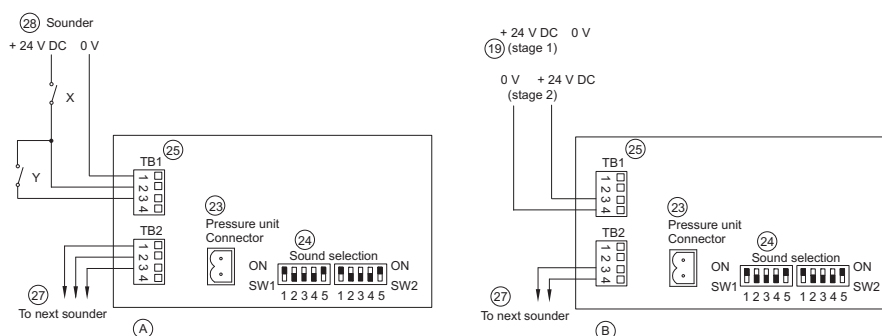
Electrical data

Rated operational voltage	24, 48 V DC 115, 230 V AC 48 V DC (not available for UL listed products)
Current consumption	24 V DC, 300 mA 48 V DC, 160 mA 115 V AC, 80 mA 230 V AC, 45 mA

Schematic



AC alarm connections and sound signal selection



DC alarm connection and sound signal selection

Legend

- 1 = External power supply, provided by user
- 19 = 24/48 or 0 V Input used for 2nd stage by supply reversal
- 22 = Live voltage for sounder/horn, neutral voltage for sounder/horn, switch for second stage alarm
- 23 = Connecting socket used for pressure unit
- 24 = Dual in line sound selection switch
- 25 = Terminal blocks for incoming and outgoing wiring
- 27 = Connections to additional sounder/horn
- 28 = Control voltage for sounder/horn, common voltage for sounder/horn, switch for second stage alarm
- A = Two stage alarm by third core, line monitoring by supply reversal, select alarm stage 1 on SW1, select alarm stage 2 on SW2
- B = Two stage alarm by supply reversal, line monitoring by threshold method (<1 V), select alarm stage 1 on SW1, select alarm stage 2 on SW2

Explosion Proof Audible Signal - 115 dB (A)

Series YA90







Technical Data

Acoustic data	
Volume	115 db (A) / 1 m
Sound selection	via DIL switch
Ambient conditions	
Ambient temperature	ATEX / IECEx: - 60 ... + 60 °C UL & ULC: - 60 ... + 66 °C
Max. relative humidity	95 % at 40 °C
Mechanical data	
Material	
Enclosure	light weight glass reinforced polyester (GRP) enclosure finished in red high performance paint with ABS flare assembly adjustable stainless steel ratchet bracket providing positive setting
Assembly parts	
Degree of protection	IP66, 4X
Cable glands	UL units fitted with 2 x M20 to 1/2 inch NPT adaptors. All other units are supplied with ATEX approved stopping plug and dust cover
Assembly / Installation	
Assembly	stainless steel mounting bracket provided. holes to suit M6, pitch 60 mm.

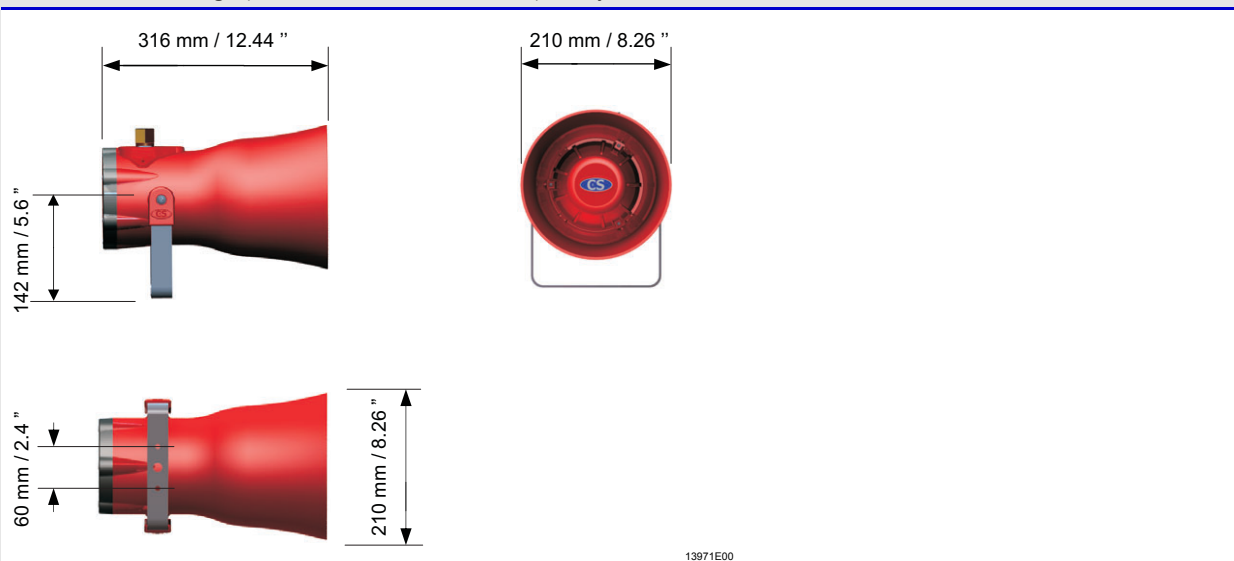
H2

Accessories and Spare Parts

Designation	Illustration	Description	Group	Order number	Art. no.	WebCode
Cable gland		Compound Barrier Cable Glands Ex d and Ex e for all Types of Unarmoured Cables	IIB + H ₂ and IIC	8163 / 2-20- PXSS2K-M20	138888	8163J
		Compound Barrier Cable Glands Ex d and Ex e for all Types of Armoured Cables	IIB + H ₂ and IIC	8163 / 2-20- PX2K-M20	138875	8163I
		Cable Glands Ex d and Ex e for Unarmoured Cables	IIB	8163 / 2-20- A2F-M20	138772	8163A
		Triton CDS Cable Glands Ex d and Ex e for all Types of Armoured Cables	IIB	8163 / 2-20- T3CDS-M20	138902	8163K

Note Approvals of cable entries have to be observed.

Dimensional Drawings (All Dimensions in mm / inches) - Subject to Alterations



We reserve the right to make alterations to the technical data, dimensions, weights, designs and products available without notice. The illustrations cannot be considered binding.